


From the backyard toolshed to your next dream home - **Nova brik** is your best choice for siding. Commercial, Residential, Renovation. Nothing compares to **Nova brik**.



To find out more about **Nova brik** visit our web site at:
www.novabrik.com
www.allanblock.com

Nova **brik**TM

MORTARLESS TECHNOLOGY



ALLAN BLOCKTM

The Mortarless Technology CompanyTM
 brings you the next great innovation
 in building materials.




Nova brik

The Allan BlockTM
 Mortarless Technology CompanyTM



Nova brik dealer:



To find out more about **Nova brik** contact your local **Nova brik** dealer.

or

The Allan Block CorporationTM • 7400 Metro Blvd., Suite 185, Edina, MN
 612-835-5309 • 612-835-0013 - fax • Copyright © 1998 • nbrch598
 Internet : <http://www.novabrik.com>

Nova brik is a trademark of the ALBA Corporation with Patents Pending Worldwide.

A CONCEPT Truly Innovative

How does it work? Just stack and screw!

Nova bricks overlap to shed nature's elements. Like century old roof tiles, they protect the exterior of each home or building they cover.



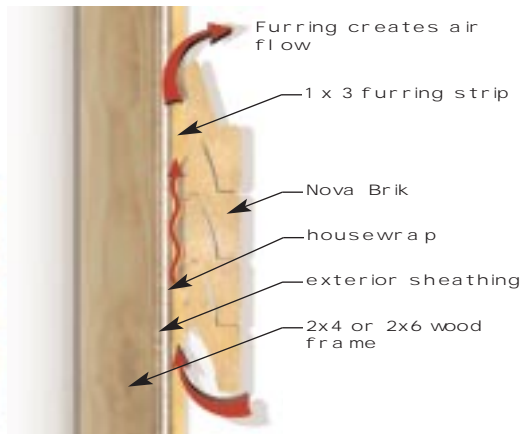

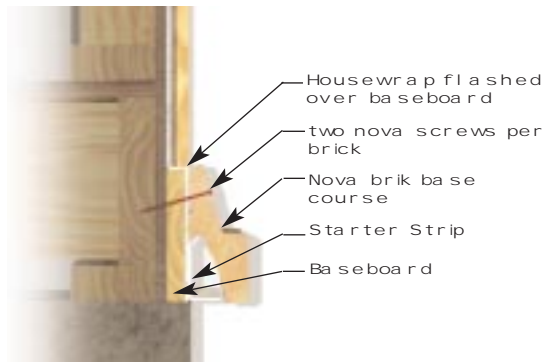
Nova bricks interlock as each new course is stacked. The tongue and groove design - a Nova innovation - locks each course of brick to the one below.



Nova bricks hang on the wall. No brick ledge is required. *Nova Screws*, our high strength connectors, are installed on every fourth row to secure *Nova brik* to the structure.

Nova bricks breathe. Working like a brick shingle, the mortarless, flexible *Nova brik* allows air flow in and around the entire wall.

Overlap
Interlock
Hang
Breathe



- Attach 1 x 3 furring strips to the wall framing. Attach treated 1 x 6 baseboard at bottom of wall. Install housewrap and flashing.



- Install starter strip and base course of *Nova brik*. Secure each brick with two *Nova Screws*.



- Stack next four courses of *Nova brik*. Attach fourth course with one *Nova Screw* at each furring.